

# Why choose Protex?...

- 9 different respirators
- 3 filtration levels
- 2 valved options
- manufactured to **European standards**
- **advanced filtration systems** for optimum performance and comfort
- **100% soft cool cotton linings** which mould easily to shape of face
- **excellent fit** characteristics
- **proven** under test conditions
- extremely **durable**
- **excellent value for money**
- **pocket sized**
- **easily folded** for retention
- **hand sewn**
- **no metal staples or fittings**



**PROTEX**  
RESPIRATORY PROTECTION




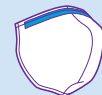

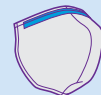





MANUFACTURED BY  
**Cuxson  
Gerrard**

[www.1staidirect.co.uk/protex](http://www.1staidirect.co.uk/protex)

# Protex product guide

This guide is for reference when selecting respirators for protection against **solid particulates** and should be used in conjunction with the approved selection procedure.

	FFP1			FFP2				FFP3	
	VALVED & NON VALVED	VALVED & NON VALVED	FLAME RETARDANT	NON VALVED	NON VALVED	ACTIVATED CHARCOAL	VALVED	NON VALVED	VALVED
<b>PROTEX</b>	 <b>S1</b> BOX OF 25	 <b>S1181</b> BOX OF 50	 <b>S1191</b> BOX OF 50	 <b>S2</b> BOX OF 25	 <b>S1182</b> BOX OF 50	 <b>S2-0</b> BOX OF 12	 <b>S2V</b> BOX OF 20	 <b>S3</b> BOX OF 20	 <b>S3V</b> BOX OF 12
<b>3M</b>	8710E 8812 9310 9312	8710E 8812 9310 9312		8810 9320	8810 9320	9925 9928	8822 9322		9332
<b>MOLDEX</b>	2360 2365 2380 2385	2360 2365 2380 2385		2400 2480	2400 2480	2435	2405 2485		2025 3505
<b>SEGRE</b>	CN310 CN320 CN330V CNP1 CNP1V	CN310 CN320 CN330V CNP1 CNP1V		CNP2 CN98	CNP2 CN98	CNP2CV CN530V	CNP2V CN99V	CN78	CNP3V CN700V
<b>WILLSON</b>	4110 4111 5110 5111	4110 4111 5110 5111		4210 5210	4210 5210	5251	4211 5211		4311 5321
<b>REPAIR</b>	P1 P1V	P1 P1V		P2	P2	P2V ODORAIR P2V WELDAIR	P2V		P3V
<b>ALPHA SOLWAY</b>	E1 E1V 9010 9010V 3010	E1 E1V 9010 9010V 3010		E2 9020 3020	E2 9020 3020	9020CV 9020W E2CV	E2V 9020V 3020V		E3V 9030V 3030V

# PROTEX

## RESPIRATORY PROTECTION

### SELECTING THE RIGHT RESPIRATOR

- IDENTIFY** the contaminant, its airborne concentration and assess any harmful effects (Health & Safety Executive Guidance Note EH42).
- DETERMINE** the Occupational Exposure Limit (OEL) for the contaminant (HSE Guidance Note EH40).
- ESTABLISH** the number of hours exposed to the contaminant.
- CALCULATE** the 8 hours Time Weighted Average (TWA) by multiplying the airborne concentration (from 1 above) by the number of hours exposed (from 3 above) divided by 8.
- CALCULATE** the protection factor required by dividing the 8 hour TWA (from 4 above) by the OEL (from 2 above) and select a PROTEX respirator with a greater assigned protection factor.

### FIT TESTING FOR DISPOSABLE RESPIRATORS

Health & Safety Executive Document HSE 282/28 details the procedure for ensuring that tight fitting face pieces match the wearers' facial features and seal adequately. There are 2 methods of Fit Testing - QUALITATIVE and QUANTITATIVE.

Qualitative Fit Testing is recommended for Disposable Respirators meeting FFP1, FFP2 and FFP3 standards.

**To order online visit:**  
[www.1staidirect.co.uk/protex](http://www.1staidirect.co.uk/protex)